





Cage Base
Blue - #900161
Purple - #900145
Teal - #900198




Cage Clips #900373
Cage Wire #900212

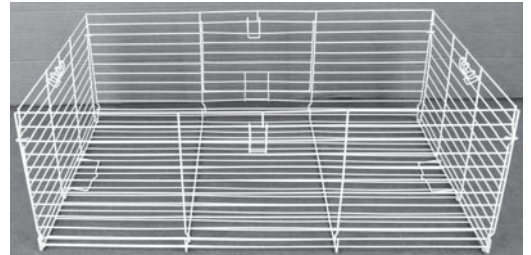


Step 1 Place the wire panels on a flat surface with the door facing up.



Step 2 Unfold the front, back, and side panels.



Step 3 Lock the two side panels onto the back and front panels by snapping the wire hook onto the wire frame.



Note: If the wire hooks have become bent in shipping, carefully pry them open until they fit on the wire frame.

Step 5 Pick up the cage top and set it onto the plastic base. Use the attachment latches to lock the top to the base.

