



# HOME SWEET HOME

## 28" Cage


### Assembly Instructions

Item #02038

#300002038




Cage Base  
Blue - #900161  
Purple - #900145  
Teal - #900198



Cage Clips #900373  
Cage Wire #900212


#### Step 1

Place the wire panels on a flat surface with the door facing up.



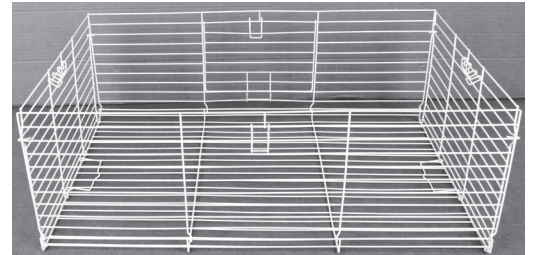


#### Step 2

Unfold the front, back, and side panels.



#### Step 3


Lock the two side panels onto the back and front panels by snapping the wire hook onto the wire frame.



Note: If the wire hooks have become bent in shipping, carefully pry them open until they fit on the wire frame.

#### Step 5

Pick up the cage top and set it onto the plastic base. Use the attachment latches to lock the top to the base.



If you have questions or concerns about your new pet home, **DO NOT RETURN TO THE STORE.** Contact our customer service department at **1-800-295-2243** and we will help you with any problems, Mon-Fri 8:00 – 4:00 MST or through our website at [www.waremfinc.com](http://www.waremfinc.com)