

**ready to assemble -- tools required:**  
electric drill with phillips bit and/or a phillips screwdriver, small pair of pliers

item #15059  
overall dimensions  
81.875" L X 47.75" W X 37.75" H  
208 cm x 121 cm x 96 cm

**rustic barn  
assembly instructions**  
warepet.com

Thank you for your purchase. Follow these detailed instructions to properly assemble your new **rustic barn coop**. To ensure assembly success, please read all care guides carefully prior to assembly and installation.

### **warnings & cautions**









- Coop should be placed on a flat level surface for stability.
- Keep small parts away from pets/children to avoid choking hazard.
- Follow instructions in this manual to avoid personal injury to pet or property damage.
- This coop is for chicken use only, it is not suitable for children or other animals.
- Keep all tools and instructions in a safe place for future reference.
- Always supervise your flock when using this item. Inspect product regularly and re-tighten screws as needed.
- For additional stability, coop can be anchored to the ground.

**warepet.com**

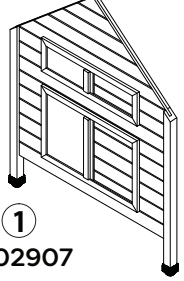
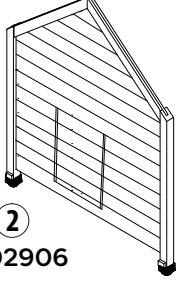
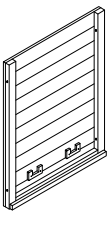
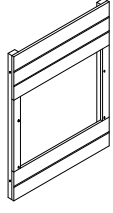
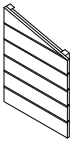
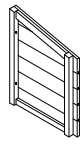
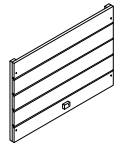
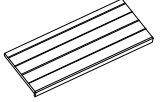

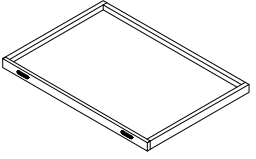
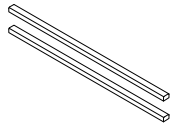
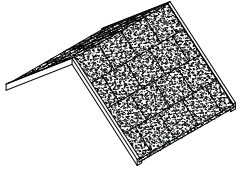
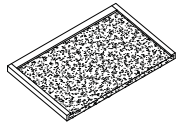
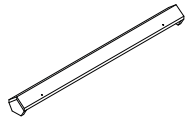

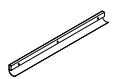
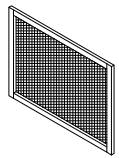
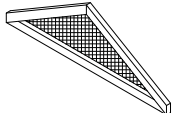
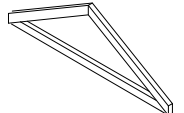
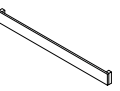
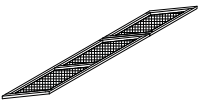
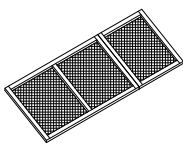
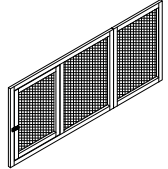
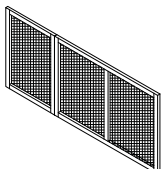
If you have any questions or concerns about this product contact our customer service department at 1-800-295-2243 Mon-Fri 8:00 - 4:00 MST or email us at [hello@warepet.com](mailto:hello@warepet.com)

Due to ongoing product improvements, product photo on packaging may not match finished product.

# HARDWARE

<b>A</b>		1- <sup>3</sup> / <sub>8</sub> " (3.5 x 35mm)	14pcs	#902915	<b>E</b>		1- <sup>5</sup> / <sub>8</sub> " (3.5 x 40mm)	20pcs	#902911
<b>B</b>		1" (3.5 x 25mm)	4pcs	#902914	<b>F</b>		2- <sup>3</sup> / <sub>8</sub> " (3.5 x 60mm)	4pcs	#902910
<b>C</b>		1/2" (3.0 x 14mm)	4pcs	#902913	<b>G</b>		3" (M6 x 80mm)	8pcs	#902909
<b>D</b>		3/4" (3.0 x 20mm)	3pcs	#902912	<b>H</b>		2-1/2" (M6 x 65mm)	4pcs	#902908

# PARTS

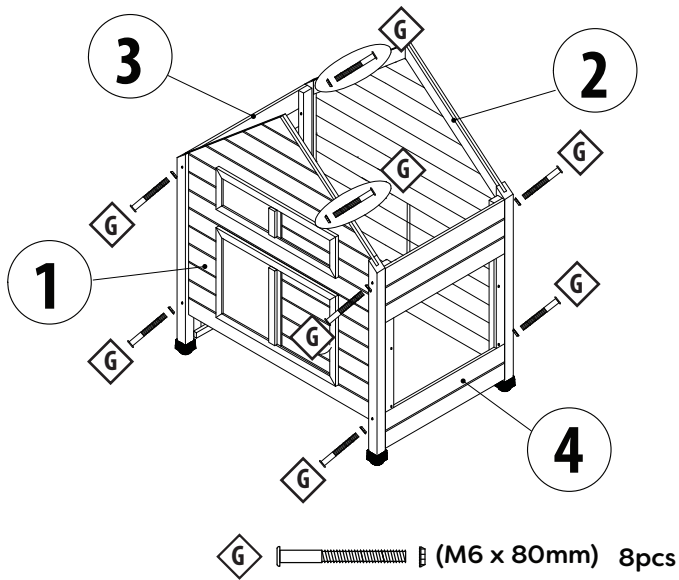
 <b>1</b> #902907	 <b>2</b> #902906	 <b>3</b> #902905	 <b>4</b> #902904
 <b>5</b> #902903	 <b>6</b> #902902	 <b>7</b> #902901	 <b>8</b> #902900
 <b>9</b> #902899	 <b>10</b> #902884	 <b>11</b> #902885	 <b>12</b> #902886
 <b>13</b> #902887	 <b>14</b> #902888	 <b>15</b> #902889	 <b>16</b> #902890
 <b>17</b> #902891	 <b>18</b> #902892	 <b>19</b> #902893	 <b>20</b> #902894
 <b>21</b> #902895	 <b>22</b> #902896	 <b>23</b> #902897	 <b>24</b> #902898

warepet.com

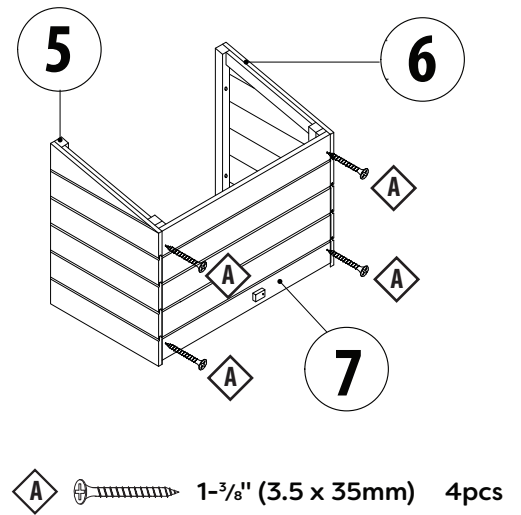
If you have any questions or concerns about this product contact our customer service department at 1-800-295-2243 Mon-Fri 8:00 - 4:00 MST or email us at hello@warepet.com

Due to ongoing product improvements, product photo on packaging may not match finished product.

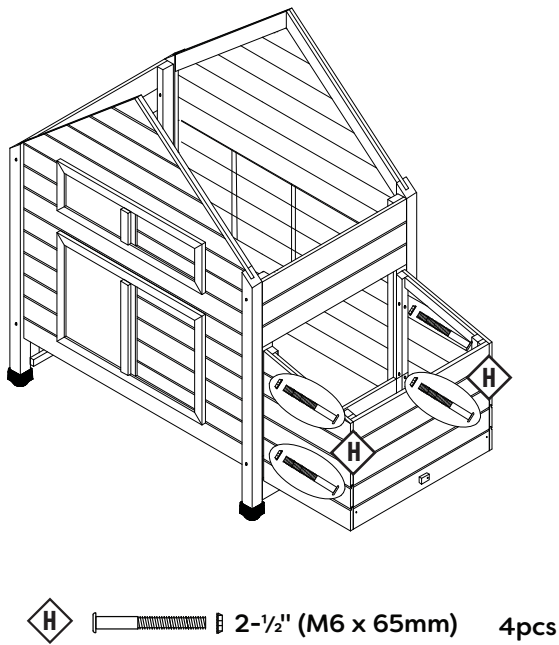
**STEP 1**



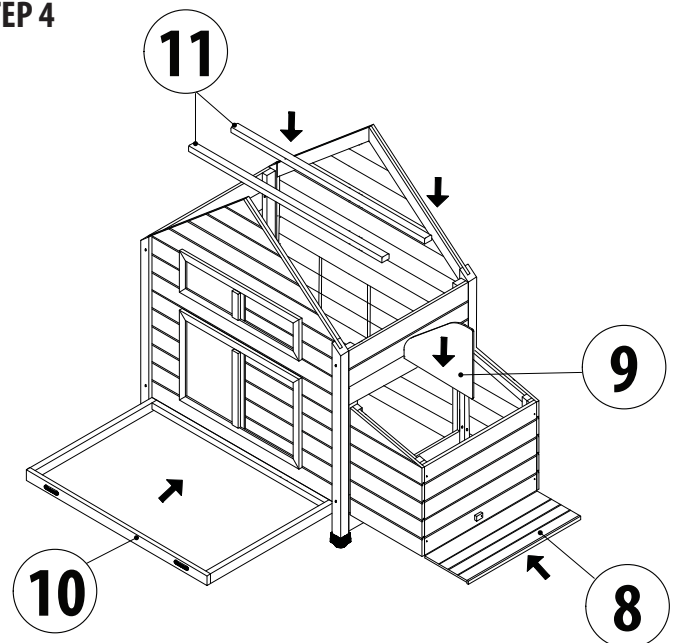
**STEP 2**



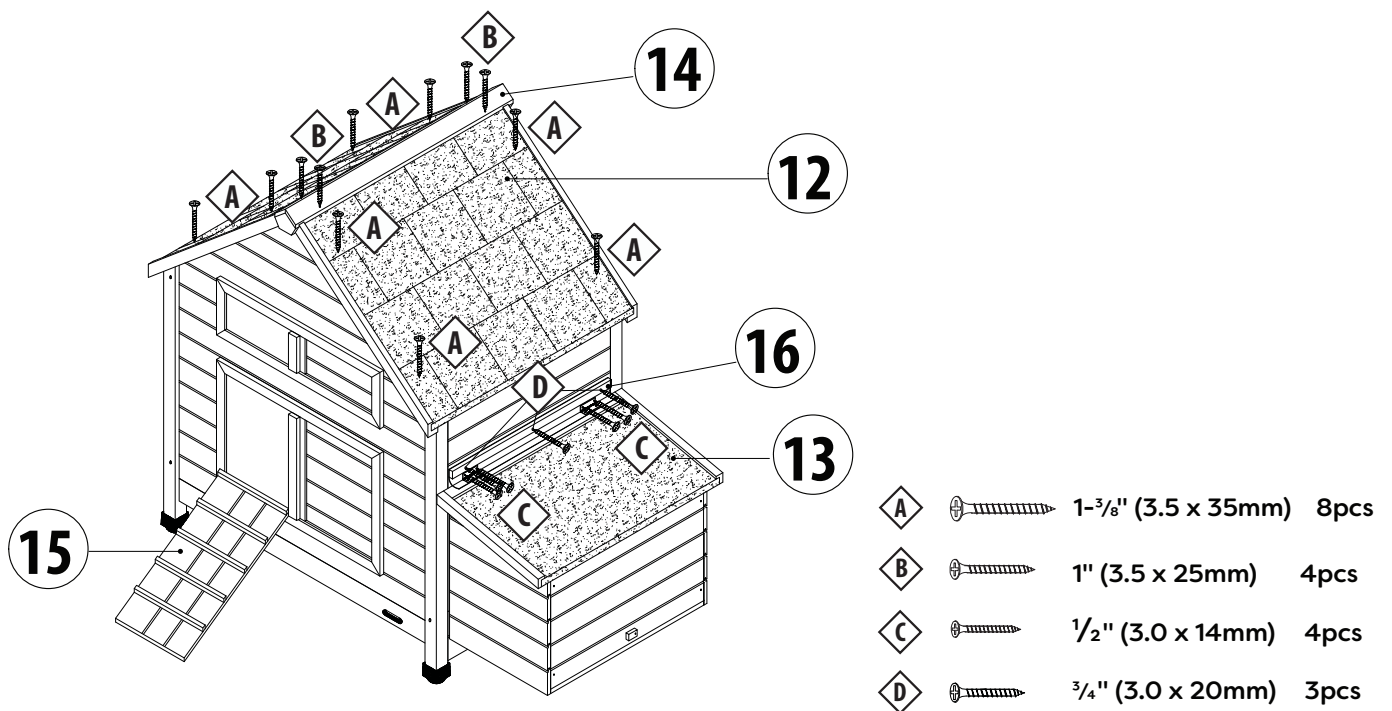
**STEP 3**



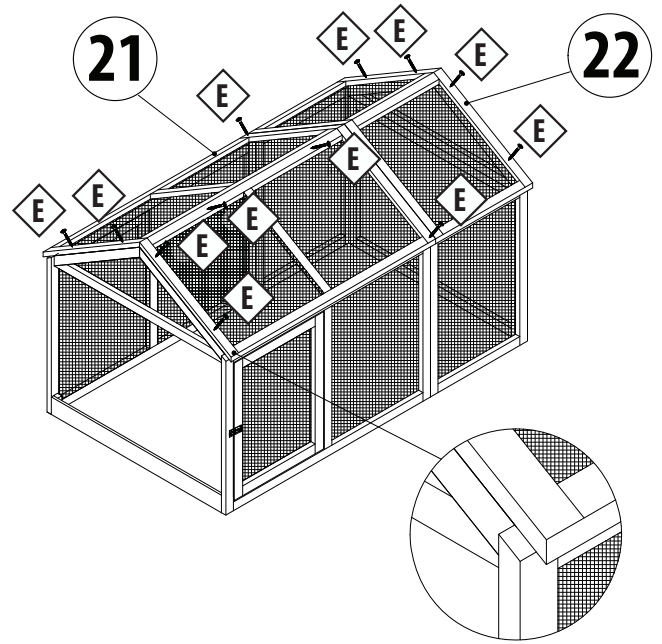
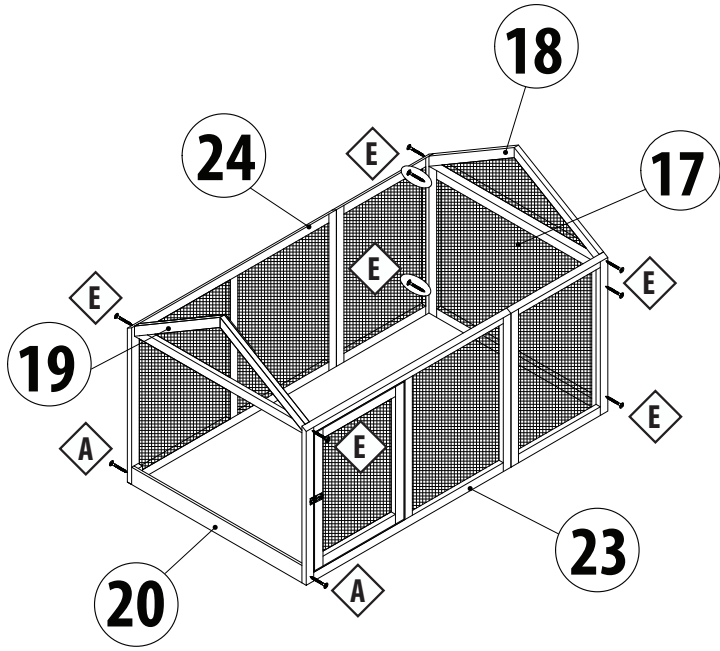
**STEP 4**









**STEP 5**

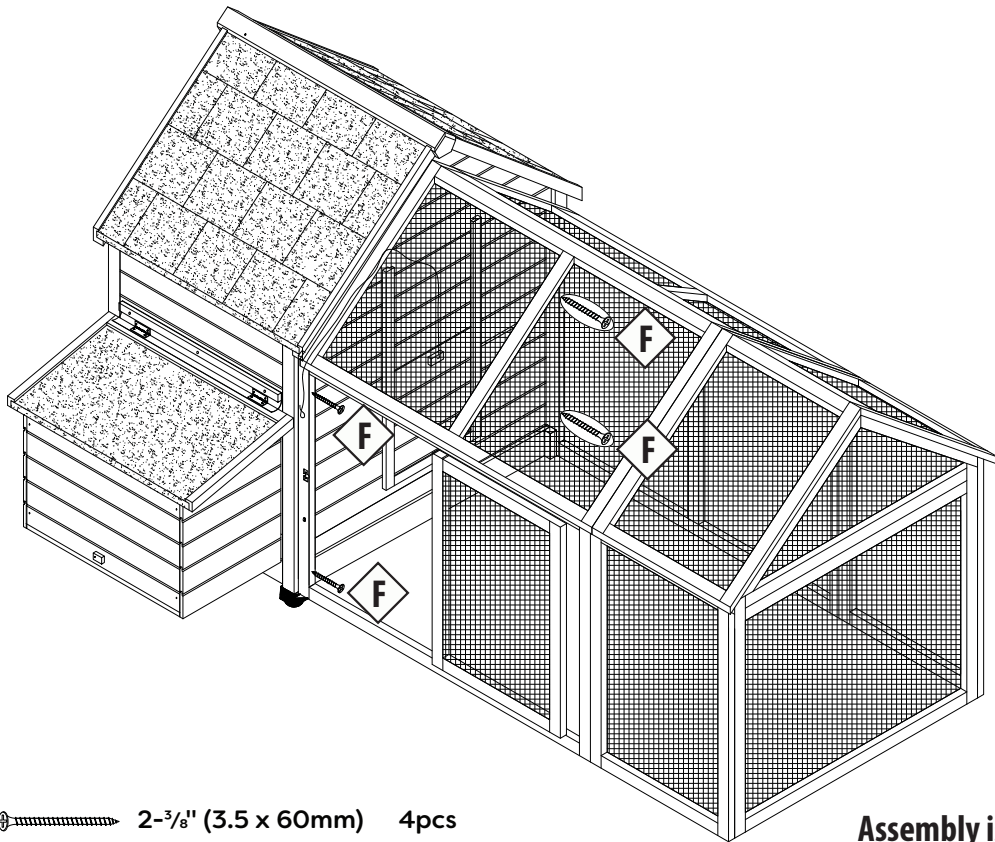




STEP 7



-   1-3/8" (3.5 x 35mm) 2pcs
-   1-5/8" (3.5 x 40mm) 8pcs

-   1-5/8" (3.5 x 40mm) 12pcs



-   2-3/8" (3.5 x 60mm) 4pcs

**Assembly is now complete**

**care tip**

To protect the wood on your pen you need to re-apply the protective stain finish at least 1x each year. Use a safe and non-toxic water based stain (available at your local paint or hardware center). Keep pen in a safe area away from high winds and extreme temperatures.